

STANDARD TEMPLATE LIBRARY STACKS

Problem Solving with Computers-II

Freq. AC

C++

```
#include <iostream>
using namespace std;

int main(){
    cout<<"Hola Facebook!";
    return 0;
}
```

C++STL

- The C++ Standard Template Library is a very handy set of three built-in components:

- Containers: Data structures → *generic data structures*
- Iterators: Standard way to search containers → *generic way of parsing/iterating through data structures*
- Algorithms: These are what we ultimately use to solve problems

C++ STL container classes


array	→	fixed length array
vector	→	dynamic
forward_list	→	single-linked list
list	→	double-linked list
set	→	balanced BST
stack	}	→ today
queue		
priority_queue		
multiset (non unique keys)	}	→ CS32 and onwards
deque		
unordered_set		
map		
unordered_map		
multimap		
bitset		

Stacks – container class available in the C++ STL

- Container class that uses the Last In First Out (LIFO) principle
- Methods

- push() → insert to the top of stack
- pop() → delete ^{top}
- top() → get top
- empty() → true if empty

push(40)
 push(10)
 top() // 10
 pop()



The data structure "stack" is different from the "runtime stack" even though both follow the LIFO principle.

Lab05 – part 1: Evaluate a fully parenthesized infix expression

$(4 * ((5 + 3.2) / 1.5)) // \text{okay}$

$(4 * ((5 + 3.2) / 1.5) // \text{unbalanced parens - missing last ')}$

$(4 * (5 + 3.2) / 1.5) // \text{unbalanced parens - missing one '('}$

$4 * ((5 + 3.2) / 1.5) // \text{not fully-parenthesized at '*' operation}$

$(4 * (5 + 3.2) / 1.5) // \text{not fully-parenthesized at '/' operation}$

$)4 * 5(\text{ not balanced}$

$((2 * 2) + (8 + 4))$

Initial
empty
stack



Read
and push
first (




Read
and push
second (



Stack <char> s;
s.push('(');

$((2 * 2) + (8 + 4))$

Initial
empty
stack



Read
and push
first (



Read
and push
second (



What should be the next step after the first right parenthesis is encountered?

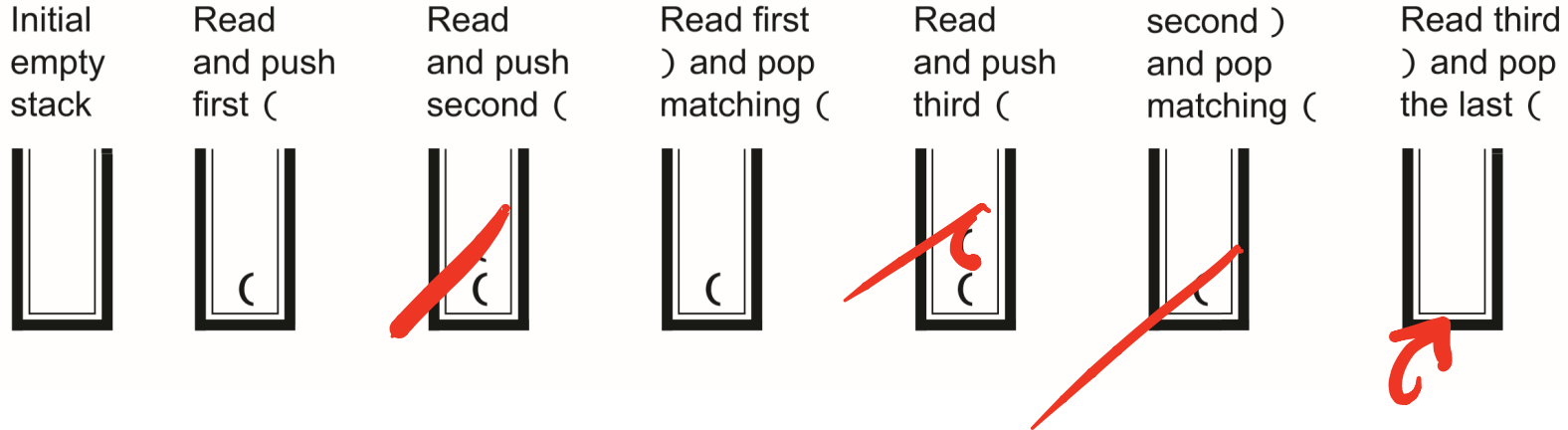
- A. Push the right parenthesis onto the stack
- B. If the stack is not empty pop the next item on the top of the stack**
- C. Ignore the right parenthesis and continue checking the next character
- D. None of the above

```

if ( arr [i] == ')' )
    if (!s.empty())
        s.pop();
    else
        return false;

```

$$((2 * 2) + (8 + 4))$$



Evaluating a fully parenthesized infix expression


$$(((6 + 9)/3)*(6 - 4))$$

Student's solution demoed in class


~~9~~ ~~4~~
~~+ 3~~ ~~6~~
~~6~~ ~~6~~ 2
~~(15 +~~
~~(~~ 5
~~(~~

9 + 6
 3 / 15
 4 - 6

$$9 + 6$$



numbers



operators

Evaluating a fully parenthesized infix expression

Characters read so far (shaded):

$((6 + 9) / 3) * (6 - 4)$

Numbers



Operations




We can evaluate a
fully parenthesized
expression using two stacks

Evaluating a fully parenthesized infix expression

Characters read so far (shaded):

`((6 + 9) / 3) * (6 - 4)`

Numbers



Operations



→
6 + 9 is 15

Numbers



Operations



Before computing 6 + 9


After computing 6 + 9

Evaluating a fully parenthesized infix expression

Characters read so far (shaded):

`(((6 + 9) / 3) * (6 - 4))`

Numbers



Before computing $15/3$

Operations




$15 / 3$ is 5

Numbers



After computing $15/3$

Operations



Notations for evaluating expression

- Infix number operator number
- (Polish) Prefix operators precede the operands
- (Reverse Polish) Postfix operators come after the operands

- $3 * 5$

- $4 / 2$

- $7 + (3 * 5)$

- $(7 + (3 * 5)) - 4 / 2$

Prefix (Polish)

$$\downarrow 3 \ 5$$

$$/ \ 4 \ 2$$

$$+ \ 7 \ * \ 3 \ 5$$

$$- \ + \ 7 \ * \ 3 \ 5 \ / \ 4 \ 2$$

Post fix (Reverse Polish)

$$3 \ 5 \ *$$

$$4 \ 2 \ /$$

$$7 \ 3 \ 5 \ * \ +$$

$$7 \ 3 \ 5 \ * \ + \ 4 \ 2 \ / \ -$$

Lab 05, part2 :

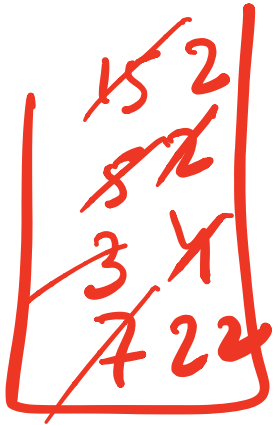
Evaluating post fix expressions using a single stack

Postfix: 7 3 5 * + 4 2 / -

Infix: $(7 + (3 * 5)) - (4 / 2)$

Push the numbers in a stack until you encounter an operator.

Correct answer is 20



When an operator is encountered in the expression, pop two numbers from the stack, perform the operation & push the result back into the stack.

$= 22 - 2$
 $= 20$

Small group exercise

Write a ADT called in minStack that provides the following methods

- push() // inserts an element to the “top” of the minStack
- pop() // removes the last element that was pushed on the stack
- top () // returns the last element that was pushed on the stack
- min() // returns the minimum value of the elements stored so far

