

BINARY SEARCH TREES

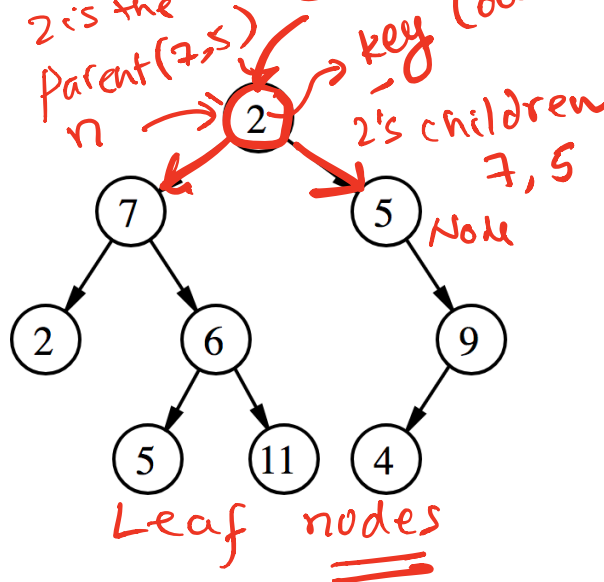
Problem Solving with Computers-II

C++

```
#include <iostream>
using namespace std;

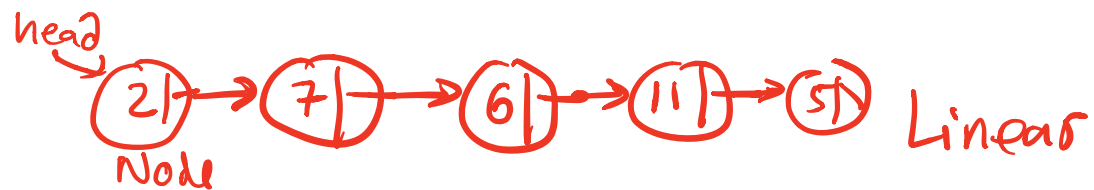

int main(){
    cout<<"Hola Facebook!";
    return 0;
}
```

Trees

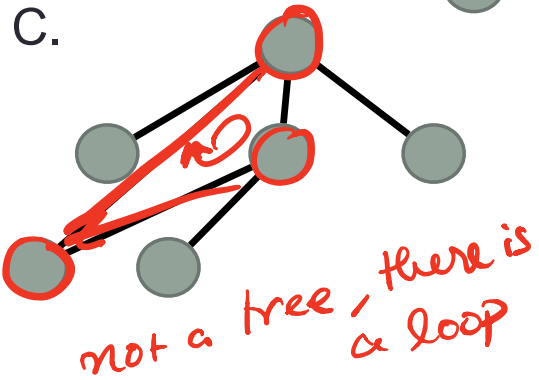
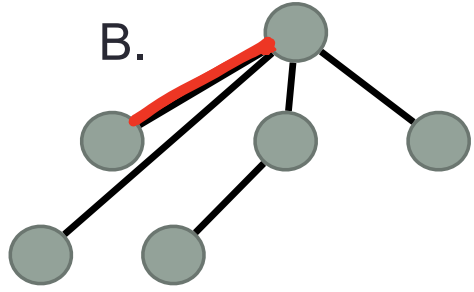



A tree has following general properties:

- One node is distinguished as a **root**;
- Every node (exclude a root) is connected by a directed edge *from* exactly one other node;
- A direction is: *parent -> children*
- *Leaf node: Node that has no children*



Which of the following is/are a tree?



D. A & B

E. All of A-C

Binary Tree
Tree where every node can have at most two children

Binary Search Trees

- What are the operations supported?

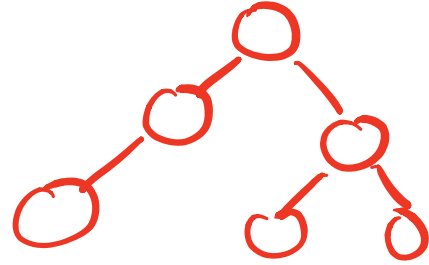
Same operations as linked list or array :
Sorted array + fast insert & delete.

- What are the running times of these operations?

Build intuition → formalize

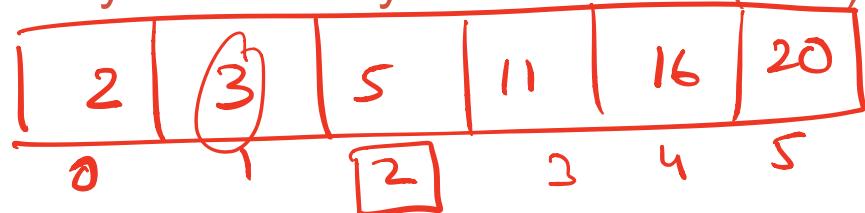
complexity
next week.

- How do you implement the BST i.e. operations supported by it?



Operations supported by Sorted arrays and Binary Search Trees (BST)

Sorted array

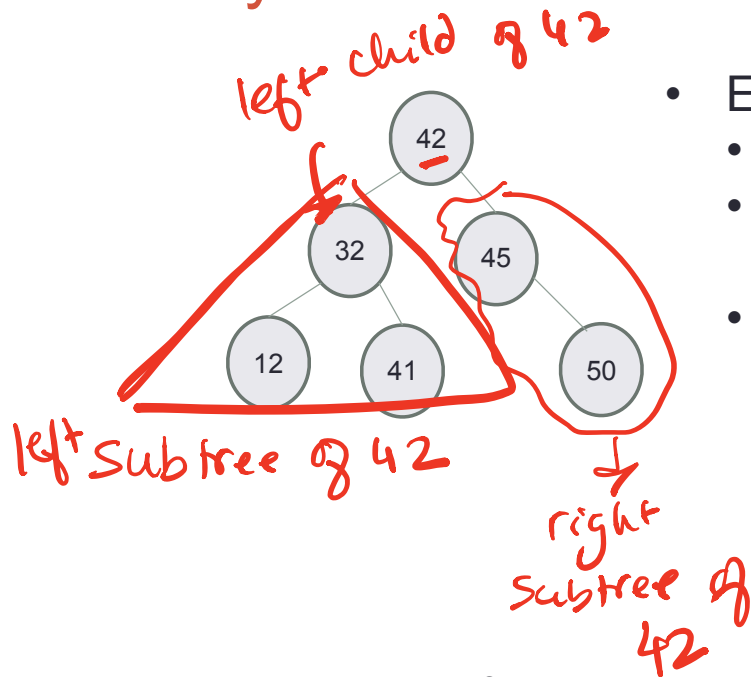


Operations	
Min	
Max	
Successor	
Predecessor	
Search	
Insert	
Delete	
Print elements in order	

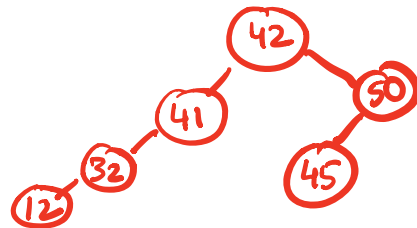
→ given a value (or index of a value) find the next largest value

→ slower in sorted arrays.


Binary Search Tree – What is it?



- Each node:
 - stores a key (k)
 - has a pointer to left child, right child and parent (optional)
 - Satisfies the **Search Tree Property**

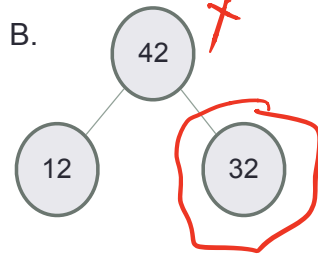
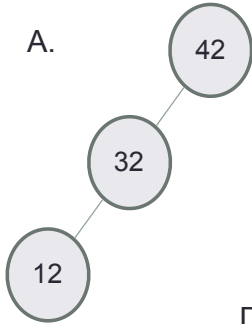


For any node,
 Keys in node's left subtree \leq Node's key
 Node's key $<$ Keys in node's right subtree

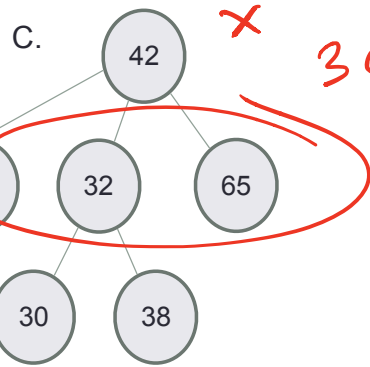


Do the keys have to be integers?

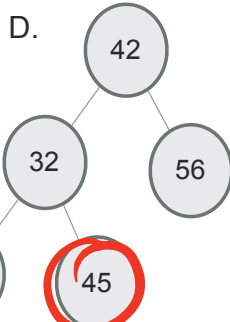
Which of the following is/are a binary search tree?



*32 < 42
but it is in
42's right
subtree*

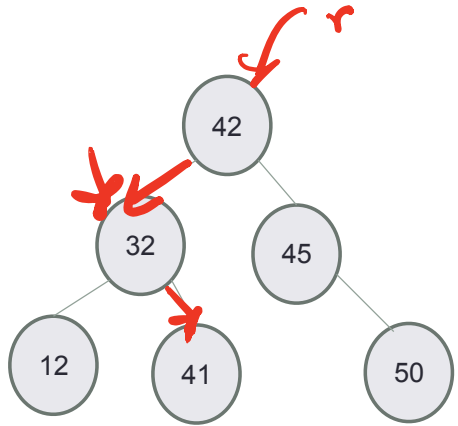


3 children



E. More than one of these

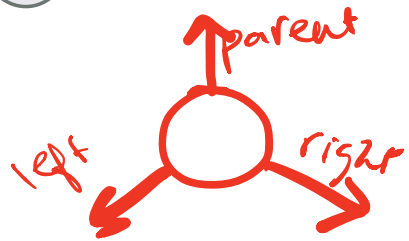
BSTs allow efficient search!



- Start at the root;
- Trace down a path by comparing **k** with the key of the current node **x**:
 - If the keys are equal: we have found the key
 - If $k < \text{key}[x]$ search in the left subtree of **x**
 - If $k > \text{key}[x]$ search in the right subtree of **x**

Value

41



```

class Node {
public:
  int data;
  Node * left;
  Node * right;
  Node * parent;
}
  
```



Search for 41, then search for 53

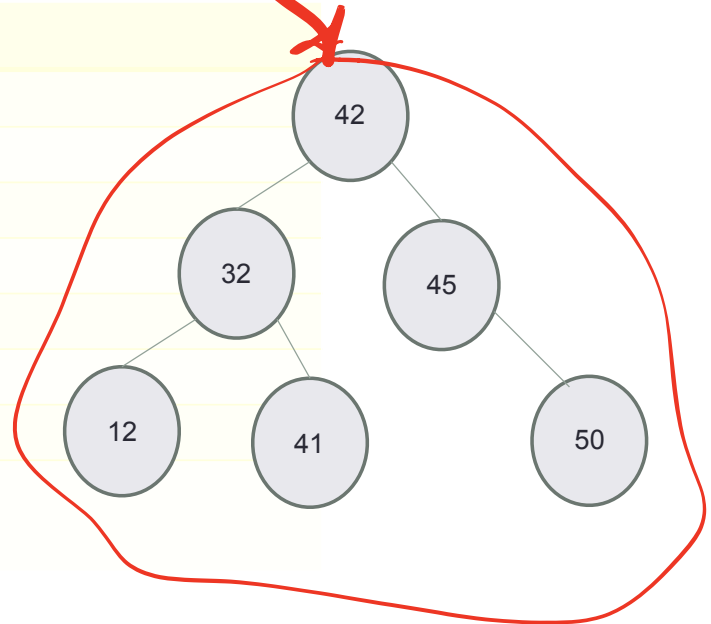
A node in a BST

```
class BSTNode {  
  
public:  
    BSTNode* left;  
    BSTNode* right;  
    BSTNode* parent;  
    int const data;  
  
    BSTNode( const int & d ) : data(d) {  
        left = right = parent = 0 nullptr;  
    }  
};
```

Define the BST ADT

BST
root

Operations
Search
Insert
Min
Max
Successor
Predecessor
Delete
Print elements in order



Heap?

Traversing down the tree

- Suppose n is a pointer to the root. What is the output of the following code:

```
n = n->left;
```

```
n = n->right;
```

```
cout<<n->data<<endl;
```

A. 42

B. 32

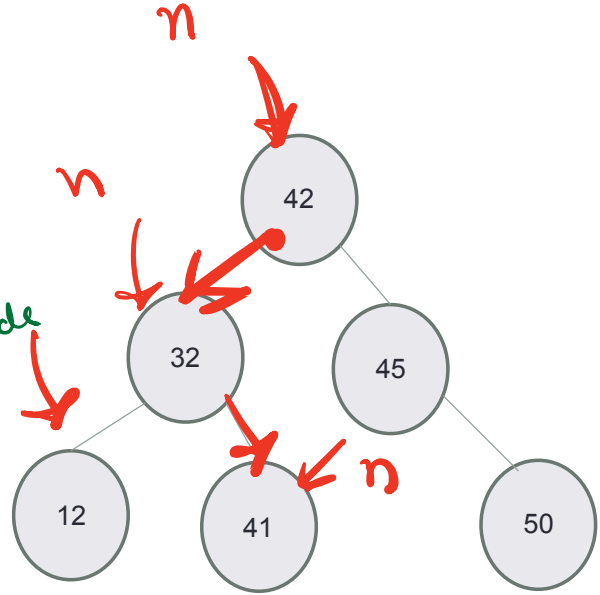
C. 12

D. 41

E. Segfault

Traverse from root to leftmost node
while (n && n->left) {

n = n->left;



?

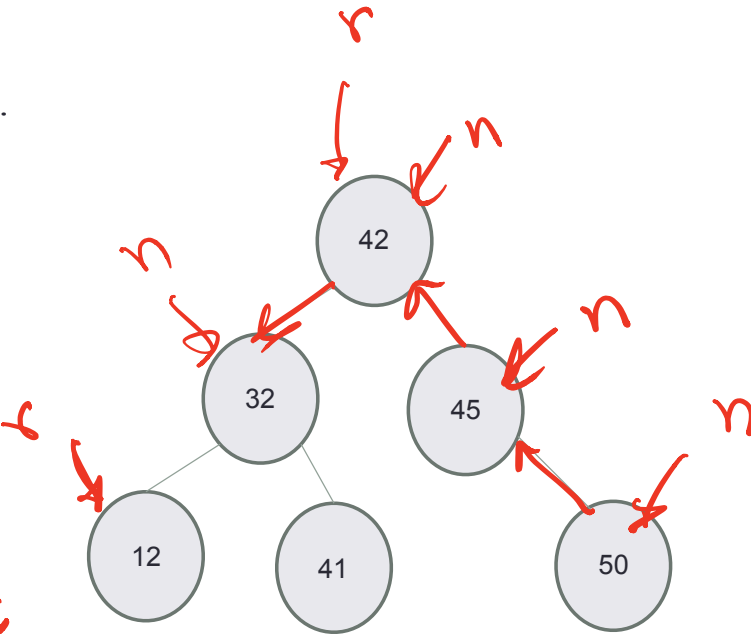
Traversing up the tree

- Suppose n is a pointer to the node with value 50.
- What is the output of the following code:

```
n = n->parent;  
n = n->parent;  
n = n->left;  
cout<<n->data<<endl;
```

- A. 42
- B. 32**
- C. 12
- D. 45
- E. Segfault

*while(r && r->left)
r = r->left;*



Traverse from a leaf node ($n:50$) up the tree
and stop at the root

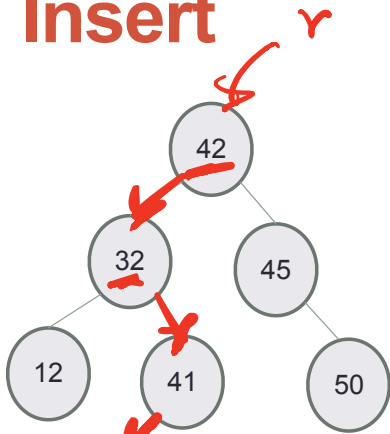
Assume n originally points to node 50 in the prev.
diagram

```
while (n && n->parent) {  
    n = n->parent;  
}
```

}

// n is either null or points to the root at this
// point in the code

Insert



- Insert 40
- Search for the key (40)
- Insert at the spot you expected to find it

40

We expect to find 40 in the left subtree of 41

Max

Goal: find the maximum key value in a BST

Following right child pointers from the root, until a leaf node is encountered. The least node has the max value

Alg: `int BST::max() {`

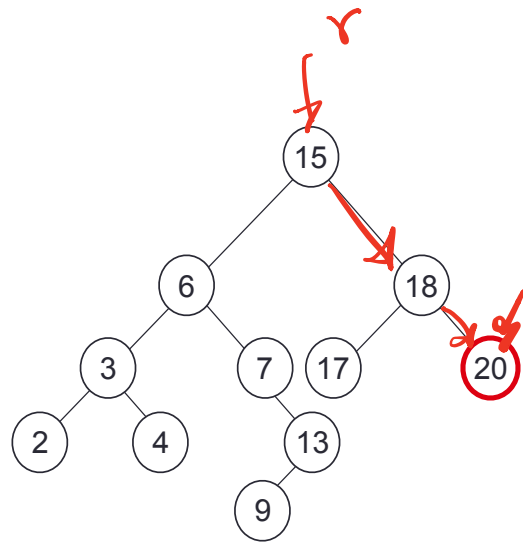
`Node * n = root;`

`while (n && n->right)`

`n = n->right;`

`return n;`

`}`



Maximum = 20

Min

Goal: find the minimum key value in a BST

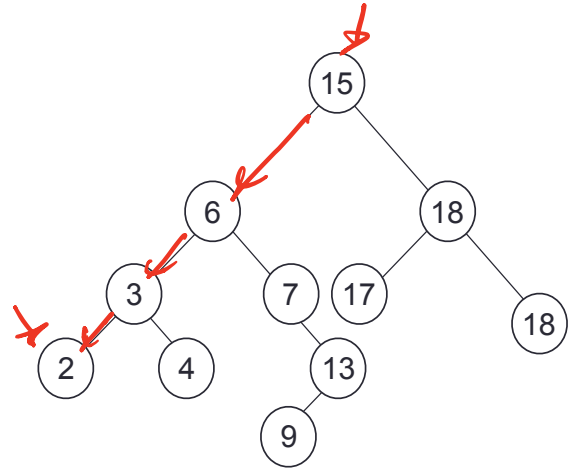
Start at the root.

Follow left child pointers from the root, until a leaf node is encountered

Leaf node has the min key value

Alg: `int BST::min()`

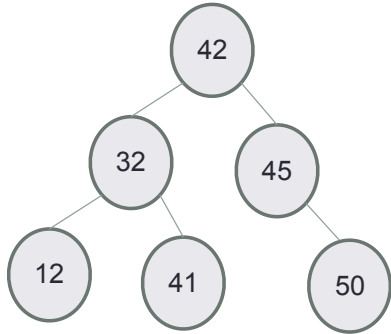
Similar to max



Min = ?

In order traversal: print elements in sorted order

out



r : pointer to the root of a BST

Algorithm Inorder(tree)

1. Traverse the left subtree, i.e., call Inorder(left-subtree)
2. Visit the root. ← print the root
3. Traverse the right subtree, i.e., call Inorder(right-subtree)

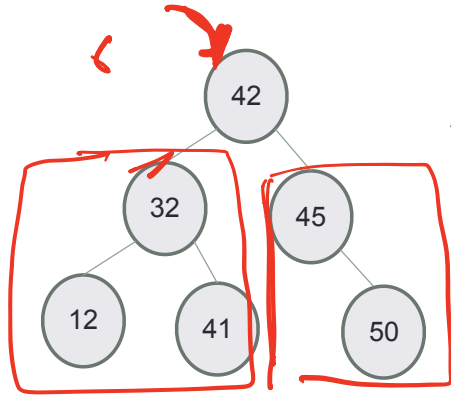
```
void Inorder ( Node * r ) {
```

```
    if (!r) return  
    Inorder ( r->left );  
    cout << r->data; ←  
    Inorder ( r->right );
```

```
}
```

12 32 41 42 45 50

Pre-order traversal: nice way to linearize your tree!



Algorithm Preorder(tree)

1. Visit the root.
2. Traverse the left subtree, i.e., call Preorder(left-subtree)
3. Traverse the right subtree, i.e., call Preorder(right-subtree)

```
void BST::PreOrder ( Node* r ) {  
    if ( !r ) return  
    cout << r->data << endl;  
    PreOrder ( r->left );  
    PreOrder ( r->right );  
}
```

42 32 12 41
PreOrder on
left subtree
of 42

45 50
PreOrder on
right subtree
of 42

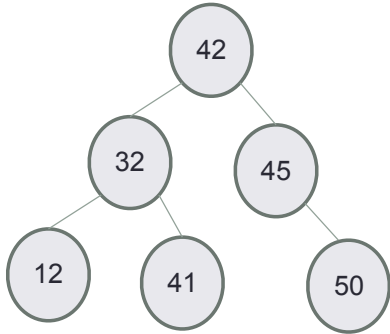
}

Post-order traversal: use in recursive destructors!

(See the last slide)

Algorithm Postorder(tree)

1. Traverse the left subtree, i.e., call Postorder(left-subtree)
2. Traverse the right subtree, i.e., call Postorder(right-subtree)
3. Visit the root.



A. 12 32 41 45 50 42

B. 12 41 32 45 50 42

C. 12 41 32 50 45 42

void

```
void BST::Postorder (Node* r) {  
    if (!r) return;  
    Postorder (r->left);  
    Postorder (r->right);  
    cout << r->data;  
}
```

Predecessor: Next smallest element

- What is the predecessor of 32?
- What is the predecessor of 45?

Node * BST:: Predecessor (Node * n) {
 if (n->left) {

// predecessor of n is in its left subtree
 // return the node with max key in n's left
 // subtree

} else {

// Go up the tree until you find a node whose
 key is smaller than the key of n

Node * t = n->parent;

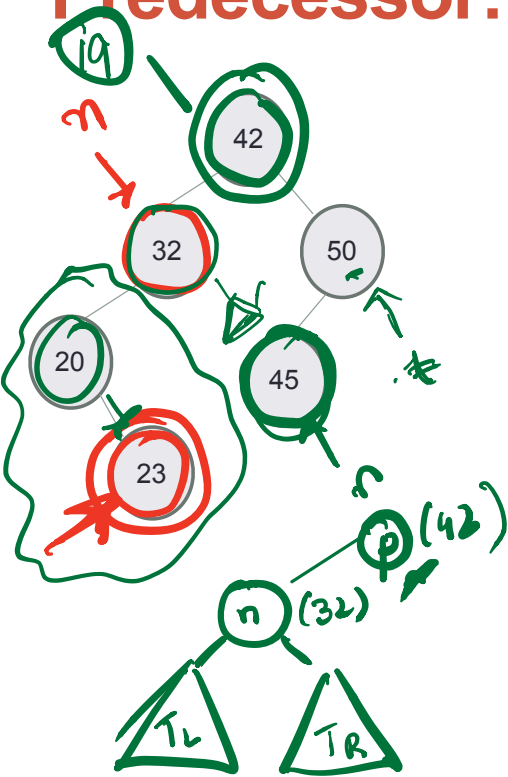
while (t && t->data >= n->data)

t = t->parent;

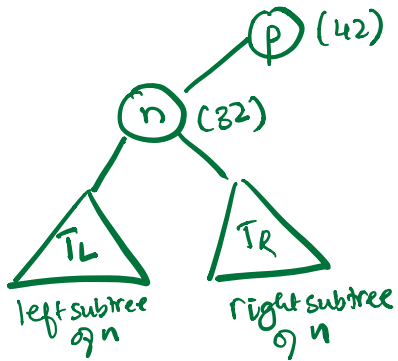
}

return t;

}



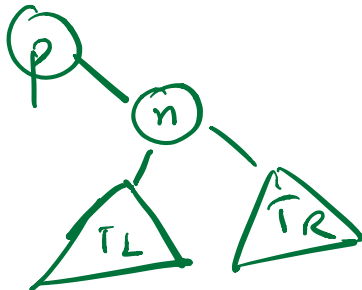
Case 1: n has a left subtree (T_L) (possibly also a right subtree) and its the left child of its parent
 Using the property of BST



$$\text{key}(T_L) < \text{key}(n) < \text{key}(T_R) < \text{key}(p)$$

From the above inequality the predecessor of n has to be in its left subtree (T_L) and not in T_R or p

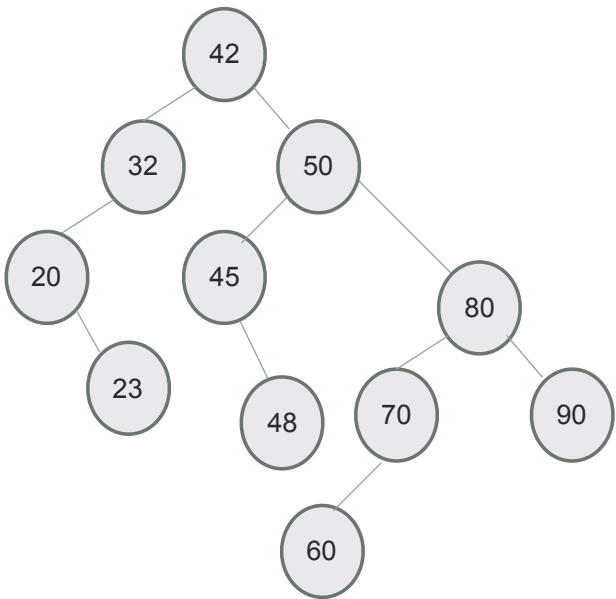
Case 2: n has a left subtree (T_L), possibly a right subtree (T_R) and n is the right child of its parent



$$\text{key}(p) < \text{key}(T_L) < \text{key}(n) < \text{key}(T_R)$$

In this case again the pred(n) which is the next smallest node should be in T_L

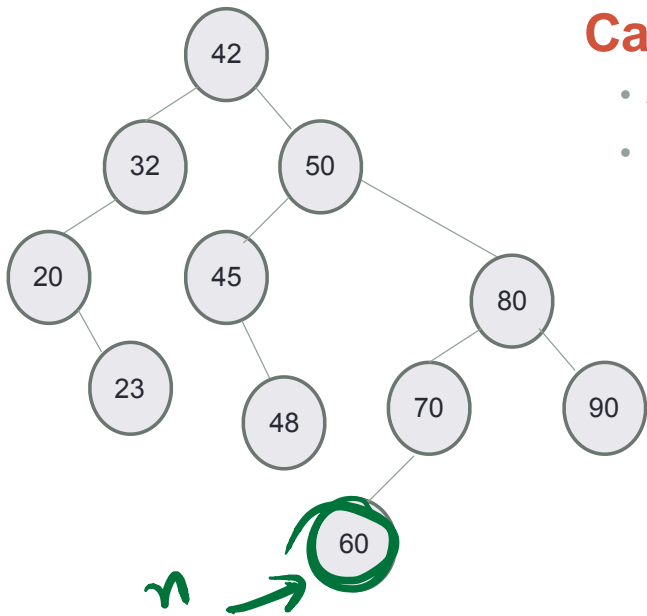
Successor: Next largest element



- What is the successor of 45?
- What is the successor of 50?
- What is the successor of 60?

Similar to predecessor ✓

Delete: Case 1



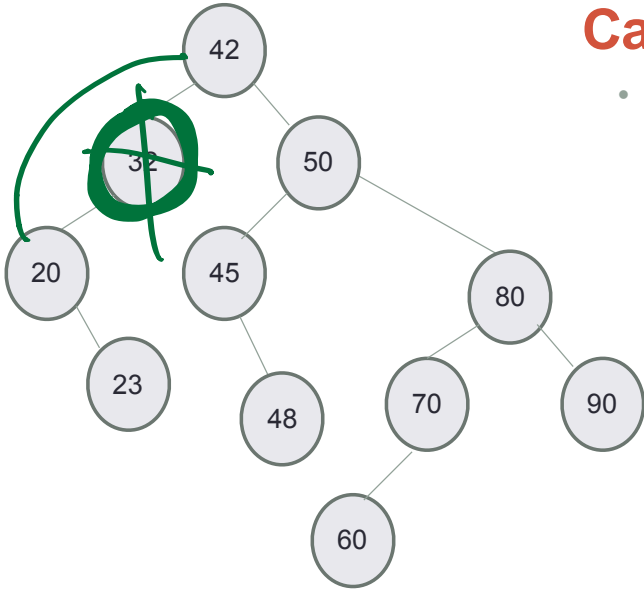
Case 1: Node is a leaf node

- Set parent's (left/right) child pointer to null
- Delete the node

```
if (n->left == null && ! n->right) {  
    // leaf node  
    if (n->parent->left == n)  
        n->parent->left = nullptr;  
    else  
        n->parent->right = nullptr;  
    delete n;  
}
```

}

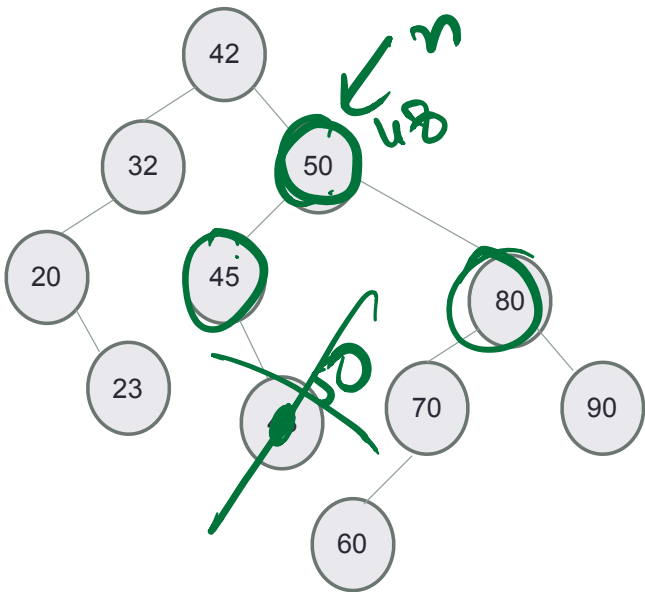
Delete: Case 2



Case 2 Node has only one child

- Replace the node by its only child

Delete: Case 3



Case 3 Node has two children

- Can we still replace the node by one of its children? Why or Why not?

Swap the key of the node with that of its predecessor (or successor)

Delete the node that has the key value
We know that this node has only one child so the deletion defaults to one of the previous two (easier) cases.

Recursive destructor using post order traversal

```
BST :: ~BST () {  
    delete root;  
}
```

```
Node :: ~Node () {  
    delete left;  
    delete right;  
}
```

Recursive deletion
using post order traversal
these lines call the
destructor of Node

In class we discussed different variations
and incorrect versions that lead to memory
leaks & segfaults