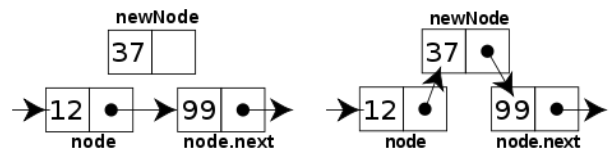


```

INSERTION-SORT(A)
1  for j = 2 to A.length
2    key = A[j]
3    // Insert A[j] into the sorted
   sequence A[1..j-1].
4  i = j - 1
5  while i > 0 and A[i] > key
6    A[i + 1] = A[i]
7    i = i - 1
8  A[i + 1] = key

```

cost	times
$c_1$	$n$
$c_2$	$n - 1$
$c_3$	$n - 1$
$c_4$	$n - 1$
$c_5$	$\sum_{j=2}^n t_j$
$c_6$	$\sum_{j=2}^n (t_j - 1)$
$c_7$	$\sum_{j=2}^n (t_j - 1)$
$c_8$	$n - 1$



# WELCOME TO CS 24!



Problem Solving with Computers-II

# C++

Read the syllabus. Know what's required. Know how to get help.

```

#include <iostream>
using namespace std;

int main() {
    cout << "Hola Facebookin!";
    return 0;
}

```

Enrollment status:  
120/120  
Waitlist: 23

## About me

- Diba Mirza ([diba@ucsb.edu](mailto:diba@ucsb.edu))
  - Assistant Teaching Professor, Computer Science
  - PhD (Computer Engineering, UCSD)
- Office hours (starting next week 04/08):
  - W: 11a -noon, F: noon – 1p Or by appointment
  - Location: HFH 1155
- You can reach me via
  - Piazza (highly recommended)
  - Email: Include [CS24] on the subject line

# Course staff

## TAs



Dheeraj



Mohith

## Lead tutors



Madhu




Arthur

### TAs and tutors:

- One-one help in during “closed” “open labs”
- Open labs start from week 2
- Feedback on code
- Any question related to CS, internships, courses, UCSB...



Eliza



Jared



Lily



Adarsha



Iris



Tina



Aesha

# Course staff- Learn their names!


TAs



Lead tutors



Open labs will start from week 2



## Getting help

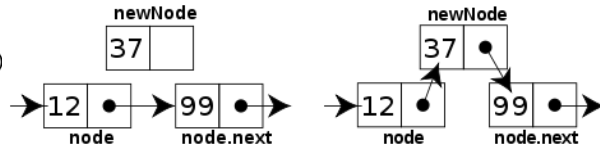
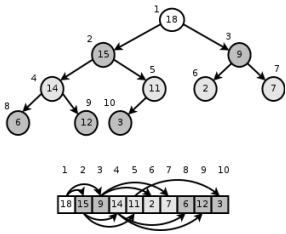
- Come to office hours and introduce yourself
- Setup a regular time to meet outside of section time with TAs and tutors
- Communicate with the staff in person and remotely on:

**PIAZZA!**

# About this course

You will learn to:

- Design and implement **larger programs** that **run fast**
- Organize **data** in programs using **data structures**
- **Analyze** the **complexity** of your programs



INSERTION-SORT( $A$ )

```

1 for  $j = 2$  to  $A.length$ 
2    $key = A[j]$ 
3   // Insert  $A[j]$  into the sorted
   sequence  $A[1..j-1]$ .
4    $i = j - 1$ 
5   while  $i > 0$  and  $A[i] > key$ 
6      $A[i + 1] = A[i]$ 
7      $i = i - 1$ 
8    $A[i + 1] = key$ 

```

<i>cost</i>	<i>times</i>
$c_1$	$n$
$c_2$	$n - 1$
	$0$
	$n - 1$
$c_4$	$n - 1$
$c_5$	$\sum_{j=2}^n t_j$
$c_6$	$\sum_{j=2}^n (t_j - 1)$
$c_7$	$\sum_{j=2}^n (t_j - 1)$
$c_8$	$n - 1$

## Data Structures and C++

## Complexity Analysis

# Course Logistics

- Course website: <https://ucsb-cs24.github.io/s19/>
- Grading
  - Homeworks: 10%
  - Lab assignments: 15%
  - Programming assignments: 20%
  - Midterm Exams: 25%
  - Final Examination: 30%
- **NO MAKEUPS ON EXAMS!**
- You have 24 hour grace period to submit the labs. DO NOT contact the instructor or TAs for extensions unless you have a real emergency
- To complete the labs you need a college of engineering account. If you don't have one yet, send an email to [help@engineering.ucsb.edu](mailto:help@engineering.ucsb.edu)

## iClickers: You must bring them

- Buy an iClicker at the Bookstore
- Bring your iclicker to class

## Required textbook

- Michael Main and Walter Savitch. *Data Structures and Other Objects Using C++ (4th edition)*, Addison-Wesley, 2011.

## Recommended textbook

- Problem Solving with C++, Walter Savitch, Edition 9

You must **attend** class and lab sections

You must **prepare** for class

You must **participate** in class



Clickers out – frequency AC

# About you...

What is your familiarity/confidence with programming in C++?

- A. Know nothing or almost nothing about it.
- B. Used it a little, beginner level.
- C. Some expertise, lots of gaps though.
- D. Lots of expertise, a few gaps.
- E. Know too much; I have no life.

## About you...

What is your familiarity/confidence with using version control – git or subversion?

- A. Know nothing or almost nothing about it.
- B. Used it a little, beginner level.
- C. Some expertise, lots of gaps though.
- D. Lots of expertise, a few gaps.
- E. Know too much; I have no life.

## About you...

What is your familiarity/confidence with C++ memory-management?

- A. Know nothing or almost nothing about it.
- B. Used it a little, beginner level.
- C. Some expertise, lots of gaps though.
- D. Lots of expertise, a few gaps.
- E. Know too much; I have no life.

# Clickers, Peer Instruction, and PI Groups

- Find 1-2 students sitting near you. If you don't have any move.
- Introduce yourself.
- This is your initial PI group (at least for today)
- Discuss what you hope to get out of this class.

# Procedural Programming

- Break down a problem into sub tasks (functions)
- Algorithm to bake a cake

Preheat the oven to 350F

Get the ingredients: 2 eggs, 1 cup flour, 1 cup milk

Mix ingredients in a bowl

Pour the mixture in a pan

Place in the over for 30 minutes

# Object Oriented Programming: A cake baking example

- Solution to a problem is a system of interacting **objects**
- An object has attributes and behavior
- What are the objects in this example?

1. Preheat the **oven** to 350F

2. Get the ingredients: 2 **eggs**, 1 cup **flour**, 1 cup **milk**

3. Mix ingredients in a **bowl**

4. Pour the mixture in a **pan**

5. Place in the **oven** for 30 minutes

Objects have attributes and behavior: *Define classes to represent objects with similar attributes & behaviors*

A cake baking example

*→ coded as data members of a class*

*→ coded as member functions of a class*

**Object**

**Attributes**

**Behaviors**

Oven

Size  
Temperature  
Number of racks

Turn on  
Turn off  
Set temperature ✓

Bowl

Capacity  
Current amount

Pour into  
Pout out

Egg

Size

Crack  
Separate(white from yolk)



## A class: pattern for describing similar objects

A generic pattern that is used to describe objects that have similar attributes and behaviors

e.g. a bowl and a pan may be described by the same class

```
class Dish{
    void pourIn( double amount);
    void pourOut(double amount);
    double capacity;
    double currentAmount;
};
```

# Objects vs classes

```
class Dish{
    void pourIn( double amount);
    void pourOut(double amount);
    double capacity;
    double currentAmount;
};
```

//Creating objects of this class

Dish pan;

Dish bowl;

bowl.capacity = 200;

pan.capacity = 100;

instances/objects of  
class Dish.

Each of these has its  
own copy of the me  
variables

Stack



pan



bowl

## Concept: Classes describe objects

- Every object belongs to (is an **instance** of) a **class**
- An object may have **fields**, or **variables**
  - The class describes those fields
- An object may have **methods**
  - The class describes those methods
- A class is like a template, or cookie cutter

# Concept: Classes are like Abstract Data Types

- An **Abstract Data Type** (ADT) bundles together:
  - some data, representing an object or "thing"
  - the operations on that data
- The operations defined by the ADT are the *only* operations permitted on its data
- ADT = classes + information hiding

```
class Dish{
public:
    void pourIn( double amount);
    void pourOut(double amount);
private:
    double capacity;
    double currentAmount;
};
```

# Approximate Terminology

- instance = object
- field = instance variable
- method = function
- sending a message to an object = calling a function

## Some advice on designing classes

- Always, *always* strive for a narrow interface
- Follow the **principle of information hiding**:
  - the caller should know as little as possible about how the method does its job
  - the method should know little or nothing about where or why it is being called
- Make as much as possible **private**
- Your class is responsible for its own data; don't allow other classes to easily modify it!

## What we have spoken about so far?

- Class = Data + Member Functions.
- Abstract Data Type = Class + information hiding
- How to activate member functions.
- But you still need to learn how to write the bodies of a class's methods.

# Next time

- Implementing C++ classes
  - information hiding with access specifiers
  - Constructors